

ACE-728APM

280 W Medical Type ATX Power Supply with PFC

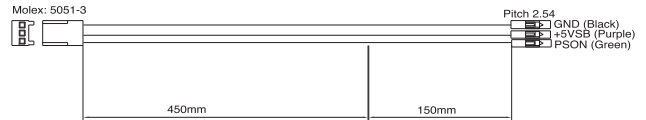


Medical

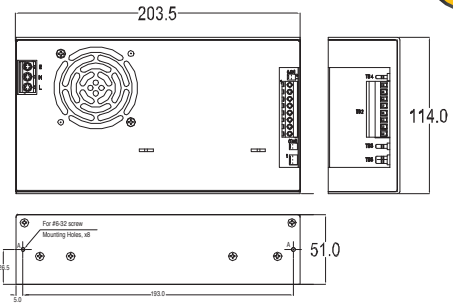
PFC



For Power ON, +5Vsb Cable



Dimensions



280W

Input Type	85 ~ 264 VAC Full Range					
Output Voltage	+3.3 V	+5 V	+12 V	-5 V	-12 V	+5 Vsb
		28 A (2A min)	10 A (0.5 min)		1 A	1 A
Efficiency	82 %					
Temperature	Operating : 0 °C~ 70 °C (50 °C~ 70 °C derating curve) Storage : -20 °C~ 85 °C					
MTBF(hrs)	100,000					
Output Connector	5VSB and PS_ON cable					
Dimensions	203 x 114 x 51 (mm)					

Ordering Information

Part No.	Description
ACE-728APM-RS	280W AC-DC ATX Power Supply with PFC, meet Medical standard

ACE-D825A

252 W FLEX Power Supply

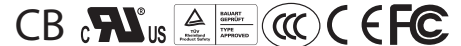
252W



ACE-D825A-H:
with rubber sleeve outside Ideal for desktop application, as AC-DC power adaptor.

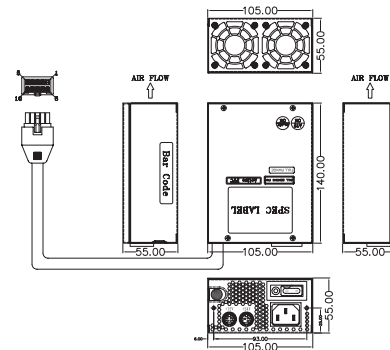


ACE-D825A



Input Type	90~264 VAC Full Range		
Output Voltage	+12 V	+24 V	
	15.0 A (1.0 A min.)	3 A (0.0A min.) peak load 8 A	
Efficiency	80 %		
Temperature	Operating : 0 °C~ 50 °C Storage : -20 °C~ 80 °C		
MTBF(hrs)	100,000		
Output Connector	1 x 5-pin molex 39-01-2100 1 x 4-pin mini DIN for +12 VDC 1 x 3-pin mini DIN for +24 VDC		
Dimensions	140 x 150 x 86 (mm)		

Dimensions



Output Pin Definitions



Pin	1	2	3	4	5	6	7	8	9	10
	COM	COM	COM	COM	+24V +24Vs	+12V +12Vs	+12V	+12V	+12V	+24V

Ordering Information

Part No.	Description
ACE-D825A-RS	252W FLEX power supply
ACE-D825A-H-RS	252W FLEX power supply, with rubber sleeve